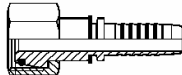
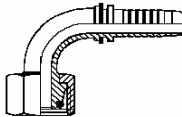
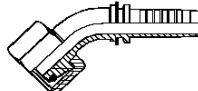


<b>DKOS</b>	<b>P56 – Końcówka prosta, gwint wew. wersja ciężka, z oringiem, gniazdo 24o</b>			<b>P57 – Kolanko 90o, gwint wew. wersja ciężka, z oringiem, gniazdo 24o</b>			<b>P58 – Kolanko 45o, gwint wew. wersja ciężka, z oringiem, gniazdo 24o</b>		
									
<b>DN 06</b>	<b>P56/06/1</b> M 16x1,5	<b>P56/06/2</b> M18x1,5		<b>P57/06/1</b> M 16x1,5	<b>P57/06/2</b> M18x1,5		<b>P58/06/1</b> M 16x1,5	<b>P58/06/2</b> M18x1,5	
<b>DN 08</b>	<b>P56/08/1</b> M 20x1,5	<b>P56/08/2</b> M18x1,5		<b>P57/08/1</b> M 20x1,5	<b>P57/08/2</b> M18x1,5		<b>P58/08/1</b> M 20x1,5	<b>P58/08/2</b> M18x1,5	
<b>DN 10</b>	<b>P56/10/1</b> M 20x1,5	<b>P56/10/2</b> M22x1,5		<b>P57/10/1</b> M 20x1,5	<b>P57/10/2</b> M22x1,5		<b>P58/10/1</b> M 20x1,5	<b>P58/10/2</b> M22x1,5	
<b>DN 13</b>	<b>P56/13/1</b> M 24x1,5	<b>P56/13/2</b> M20x1,5	<b>P56/13/3</b> M22x1,5	<b>P57/13/1</b> M 24x1,5	<b>P57/13/2</b> M20x1,5	<b>P57/13/3</b> M22x1,5	<b>P58/13/1</b> M 24x1,5	<b>P58/13/2</b> M20x1,5	<b>P58/13/3</b> M22x1,5
<b>DN 16</b>	<b>P56/16/1</b> M 30x2	<b>P56/16/2</b> M24x1,5		<b>P57/16/1</b> M 30x2	<b>P57/16/2</b> M24x1,5		<b>P58/16/1</b> M 30x2	<b>P58/16/2</b> M 24x1,5	
<b>DN 19</b>	<b>P56/19/1</b> M 36x2	<b>P56/19/2</b> M30x2		<b>P57/19/1</b> M 36x2	<b>P57/19/2</b> M30x2		<b>P58/19/1</b> M 36x2	<b>P58/19/2</b> M30x2	
<b>DN 25</b>	<b>P56/25/1</b> M 42x2	<b>P56/25/2</b> M36x2		<b>P57/25/1</b> M 42x2	<b>P57/25/2</b> M36x2		<b>P58/25/1</b> M 42x2	<b>P58/25/2</b> M36x2	
<b>DN 32</b>	<b>P56/32/1</b> M 52x2			<b>P57/32/1</b> M 52x2			<b>P58/32/1</b> M 52x2		